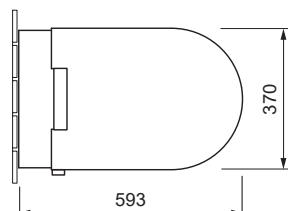
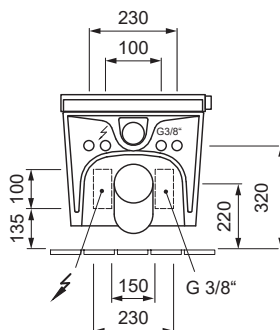
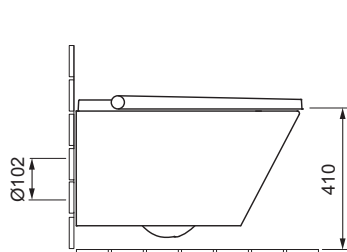


AXENT.ONE PLUS

SHOWER TOILET, WALL-MOUNTED E80.0510.0001.9



reddot award 2015
winner



DESIGN PLUS
powered by ISH

PRODUCT DETAILS

Dimensions / Weight	370 x 593 x 397 mm / 40,0 kg
Adaptable water pressure	0.7 – 7.5 bar
Water volume, shower function	0.35 – 0.85 l/min
Power consumption / Voltage	1600 W / 230V - 50Hz

FEATURES

Rear wash	Warm air dryer	Programmable user profiles
Lady wash	Adjustable dryer temperature	Remote control APP
Adjustable water temperature	Seat heating	Soft-closing seat and lid
Adjustable flowrate	Adjustable seat heating temperature	Decalcification
Adjustable spray arm position	User detection via seat	Rimless toilet
Oscillating spray	Deodoriser	Easy-clean ceramic surface
Pulsating spray	Night light	
Oscillating and pulsating spray	Remote control	

SPECIFICATION TEXT

AXENT.ONE Plus Wall-mounted shower toilet complete solution, design by Matteo Thun & Partner. Washdown toilet made of sanitary ware with concealed fixation. Rimless toilet for 6 and 3 l flushing according to EN997. Basic functions: Rear and Lady shower; adjustable spray arm, water volume and temperature; self-cleaning; decalcification. Comfort functions (with remote control): Warm air dryer, deodorizer, seat heating, massage functions, 5 user profiles. Certified by LGA Würzburg. Rectangular basin shape, front merging into a semicircle. Ground clearance 55 mm with installation height 410 mm. Toilet fixation at 230 mm centre. Dimension (wxdxh) 370x593x397 mm. White. Order no. E80.0510.0001.9

AXENT International AG

info@axentbath.ch
www.axentbath.ch

All drawings contain the necessary measurements which are subject to standard tolerances. They are stated in mm and are non-binding. Exact measurements, in particular for customised installation scenarios, can only be taken from the finished ceramic piece.